

## User Manual

2019-05-06

### Curera® Positioning

Includes the following products:

Curera® Positioning Pillow

Curera® Positioning Roll

Curera® Back Support Pillow

Curera® Neck Pillow

Curera® Multi Pillow

Curera® Torso Support Pillow

Curera® Abduction Pillow

Curera® Curved Pillow

Curera® Triangle Pillow

Curera® Support Wedge

Curera® S-Shaped Pillow

Curera® Ear Pillow

Item no. user manual: 95-001105



## **Contents**

Important safety instructions	3
Introduction	4
Cleaning	7
Other information	7
Own notes	11

# IMPORTANT SAFETY INSTRUCTIONS

Read all instructions prior to use

## WARNING!

1. The product must only be used for its intended purpose as described in this manual. The product may not be combined, fitted or repaired with other parts, accessories or spare parts other than those described in this manual or other documentation published by Care of Sweden.
2. Do not use in the vicinity of or in contact with naked flames or hot surfaces, such as fires, burning cigarettes or hot lamps. Although the product has undergone fire testing, it may become damaged if it comes into contact with fire sources.
3. Position and use the product in a manner that prevents it from being crushed or damaged.  
Pay particular attention where bed rails are used. Avoid injury caused by sharp objects that may affect the hygiene cover's function.
4. The hygiene cover does not allow liquid or air to penetrate, but is vapour permeable (vapour is wicked away). Make sure that the patient is positioned correctly to avoid the risk of suffocation.
5. Avoid using other fully covering plastic protectors in combination with the hygiene cover, since this may affect vapour permeability.

# 1 Introduction



Always read the user manual prior to use.

## 1.1 General information

This product is a medical device and is CE-marked in accordance with MDD 93/42 EEC. In accordance with Swedish Medical Products Agency (Läkemedelsverket) regulations in respect of medical devices, the manufacturer is obliged to report accidents and near-accidents. We would therefore be grateful if any accidents and near-accidents involving our products could be reported immediately to Care of Sweden.

The products meet the applicable requirements of the following standards: SS 876 00 01, SS 876 00 04, SS 876 00 02, SS-EN-ISO 14971, SS-EN ISO 10993-1, SS-EN ISO 12952-1, EN 14126.

## 1.2 Intended use

Curera® Positioning is a range of pillows and wedges for pressure relief and for positioning users in all types of care environments. The range is extensive and meets most needs for support and relief. Position must be changed regularly, even when using Curera® Positioning.

## 1.3 Product description

Products in the Positioning range are designed for user comfort, and it is therefore important to always ask how the user feels. They are easy to use and the pillows have diverse areas of use. Curera® Positioning products come in several different sizes and shapes.

### Information about use

- Curera® Positioning must be used in a manner that prevents hyperextension and contractures.
- Positioning can be determined based on diagnosis, and any contraindications must be taken in account.
- We recommend changing position regularly.
- Time intervals must be determined by attending personnel, based on diagnosis, condition and general health.
- For greater user comfort, we recommend not using a hygiene cover directly against the skin.

### 1.3.1 Curera positioning pillows

The products are made from durable, machine washable fabric and are available in the following sizes:

- Positioning Roll – 15x60, 20x80, 20x125, 20x225 cm
- Positioning Pillow – 25x80, 40x70, 50x60, 50x85, 50x100 cm
- Multi Pillow – 45x45, 60x70 cm
- Neck Pillow – Ø32, Ø38, Ø50 cm
- Backrest Pillow – 50x85 cm
- Torso Support Pillow – 47x28x28 cm
- Triangle Pillow – 47x28x28, 62x35x35 cm
- Curved Pillow 75x40x25, 110x75x40, 120x75x30 cm
- Abduction Pillow – 35x55, 54x78 cm
- Ear pillow – 32x32 cm
- S-Shaped Pillow – 200x38, 170x28 cm

**Filling:** 50 % foam, 50 % polyester fibres

**Warranty:** 1 year



Example, Curera Positioning Pillow 25x80 cm

### 1.3.2 Curera Support Wedge

**Size:** 70x26x15/5 cm, 50x25x15/5 cm.

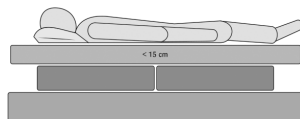
**Filling:** 100 % cold foam

**Warranty:** 1 year

Examples of areas of use where Support Wedges are positioned differently depending on the mattress used.

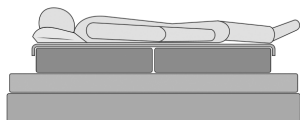
Mattress up to 15 cm in height:

Place two Support Wedges under the mattress.



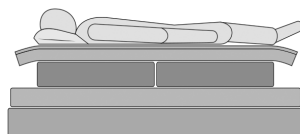
If a mattress overlay is used:

Place two Support Wedges between the overlay and mattress.



Mattress replacement over 15 cm in height:

Place two Support Wedges between the sheet and mattress.



## 1.4 Other information

### Action plan for pressure ulcers

For the best possible results when using these products, we recommend a structured and planned approach. Examples that can be applied to the use of our products can be found in the “Action Plan for Pressure Ulcers” guidelines.

### The Mattress Guide

This Guide provides guidance to personnel and prescribers when choosing a mattress from Care of Sweden. This information can be obtained from our website, [www.careofsweden.se](http://www.careofsweden.se), or ordered from Customer Services (see contact information on the final page).

### Curera Positioning Manual

This manual provides you with detailed user information. Available for download from [www.careofsweden.se](http://www.careofsweden.se).

## 1.5 Unpacking

When unpacking, check that no parts are damaged. If any damage is found, contact Care of Sweden before using the product.

## 2 Cleaning

It is important to follow the instructions below before the product is reused for another user. Consult your hygiene manager or Care of Sweden for help and instructions if you are unsure.

### 2.1 INNER PILLOW



Prevent over-drying when using a tumble drier/drying cabinet. For faster drying, run the spin cycle 3-4 times.

### 2.2 HYGIENE COVER (accessory)



The cover can be wiped off with a mild detergent (e.g. washing-up liquid) and water. If required, use a disinfectant and/or detergent, such as alcohol with/without tensides, oxidising solutions, 1% chlorine or 70% Isopropanol. Excrement and blood stains must be removed as soon as possible using cold water. Carefully follow local instructions and the instructions for the detergent.



### 2.3 COTTON COVER (accessory)



Chlorine- and phenol-based cleaners may adversely affect the PU surface and should be avoided. If chlorine is used, we recommend a maximum concentration of 1%.

#### **Important!**

Check the hygiene cover each time the product is cleaned. If damaged, it must be replaced or repaired.

## 3 Other information

### 3.1 Storage

Store in a dry area at room temperature. The product must be stored where it will not be subjected to knocks, impacts, etc. Avoid exposing the product to direct sunlight.

### 3.2 Labelling

The product is labelled with its date of manufacture, item number, size, care and maintenance advice, EAN number. It also has space for individual notation (such as ward number and name).

### 3.3 Warranty

These products are covered by a 1-year warranty. The warranty does not apply to normal wear and tear, nor to product impairment or damage resulting from negligence or improper handling/care.

### 3.4 Servicing and maintenance

The product requires no servicing or maintenance other than cleaning as described in this user manual.

### 3.5 Service life

The estimated service life of this product is two years.

### 3.6 Disassembly and recycling

The product is completely recyclable and must be sorted as "combustible waste". No disassembly is necessary.

### 3.7 Returns and claims

Claims should be submitted to Care of Sweden. Products are to be returned in accordance with our instructions and may only be returned once a claim has been submitted to Care of Sweden. Transit damage must be reported to the transport company.

### 3.8 Optional extras and accessories

<b>Description</b>	<b>Art. No.</b>
Hygiene Cover - Curera® Abduction Pillow 35x55 cm	14-001119
Hygiene Cover - Curera® Abduction Pillow 54x78 cm	14-001120
Hygiene Cover - Curera® Multi Pillow 45x45 cm	14-001131
Hygiene Cover - Curera® Multi Pillow 60x70 cm	14-001130
Hygiene Cover - Curera® Neck Pillow Ø 32 cm	14-001126
Hygiene Cover - Curera® Neck Pillow Ø 38 cm	14-001114
Hygiene Cover - Curera® Neck Pillow Ø 50 cm	14-001125
Hygiene Cover - Curera® S-Shaped Pillow 170x28 cm	14-001260
Hygiene Cover - Curera® S-Shaped Pillow 200x38 cm	14-001261
Hygiene Cover - Curera® Positioning Pillow 25x80 cm	14-001110
Hygiene Cover - Curera® Positioning Pillow 40x70 cm	14-001113
Hygiene Cover - Curera® Positioning Pillow 50x60 cm	14-001111
Hygiene Cover - Curera® Positioning Pillow 50x85 cm	14-001112
Hygiene Cover - Curera® Positioning Pillow 50x100 cm	14-001115
Hygiene Cover - Curera® Positioning Roll 15x60 cm	14-001137
Hygiene Cover - Curera® Positioning Roll 20x80 cm	14-001145
Hygiene Cover - Curera® Positioning Roll 20x125 cm	14-001136
Hygiene Cover - Curera® Positioning Roll 20x225 cm	14-001135
Hygiene Cover - Curera® Torso Support Pillow 85x65x30 cm	14-001116



Hygiene Cover - Curera® Triangle Pillow 47x28x28 cm	14-001117
Hygiene Cover - Curera® Triangle Pillow 62x35x35 cm	14-001118
Hygiene Cover - Curera® Curved Pillow 75x40x25 cm	14-001412
Hygiene Cover - Curera® Curved Pillow 110x75x40 cm	14-001411
Hygiene Cover - Curera® Curved Pillow 120x75x30 cm	14-001410
Hygiene Cover - Curera® Support Wedge 50x26x15/5 cm	51-100004
Hygiene Cover - Curera® Support Wedge 70x26x15/5 cm	51-100002

**Description**

	<b>Art. No.</b>
Cotton Cover - Curera® Abduction Pillow 35x45 cm	14-001119B
Cotton Cover - Curera® Abduction Pillow 54x78 cm	14-001120B
Cotton Cover - Curera® Multi Pillow 45x45 cm	14-001131B
Cotton Cover - Curera® Multi Pillow 60x70 cm	14-001130B
Cotton Cover - Curera® Neck Pillow Ø 32 cm	14-001126B
Cotton Cover - Curera® Neck Pillow Ø 38 cm	14-001114B
Cotton Cover - Curera® Neck Pillow Ø 50 cm	14-001125B
Cotton Cover - Curera® Positioning Pillow 25x80 cm	14-001110B
Cotton Cover - Curera® Positioning Pillow 40x70 cm	14-001113B
Cotton Cover - Curera® Positioning Pillow 50x60 cm	14-001111B
Cotton Cover - Curera® Positioning Pillow 50x85 cm	14-001112B
Cotton Cover - Curera® Positioning Pillow 50x100 cm	14-001115B
Cotton Cover - Curera® Positioning Roll 15x60 cm	14-001137B
Cotton Cover - Curera® Positioning Roll 20x80 cm	14-001145B
Cotton Cover - Curera® Positioning Roll 20x125 cm	14-001136B
Cotton Cover - Curera® Positioning Roll 20x225 cm	14-001135B
Cotton Cover - Curera® Torso Support Pillow 85x65x30 cm	14-001116B
Cotton Cover - Curera® Triangle Pillow 47x28x28 cm	14-001117B
Cotton Cover - Curera® Triangle Pillow 62x35x35 cm	14-001118B
Cotton Cover - Curera® Curved Pillow 75x40x25 cm	14-001412B
Cotton Cover - Curera® Curved Pillow 110x75x40 cm	14-001411B
Cotton Cover - Curera® Curved Pillow 120x75x30 cm	14-001410B
Cotton Cover - Curera® Support Wedge 50x26x15/5 cm	51-100004B
Cotton Cover - Curera® Support Wedge 70x26x15/5 cm	51-100002B
Cotton Cover - Curera® S-Shaped Pillow 200x38 cm	14-001146B
Cotton Cover - Curera® S-Shaped Pillow 170x28 cm	14-001147B
Cotton Cover - Curera® Ear Pillow 32x32 cm	14-001144B

### 3.9 Symbol key



Item number



Manufacturer

XXXX-XX-XX

Year-Month-Day



Read the user manual



CE-marked in accordance with MDD 93/42/EEC



Recycling



Do not tumble dry



Tumble dry



Drip dry



Do not dry clean



Do not iron



Iron with medium temperature (Max. 150 °C)



Wipe clean



Chlorine



Do not wash with water



Machine wash at 70°C



Machine wash at 95°C

## 4 Own notes

---

---

---

---

---

---

---

---

---

---

---

---

---

---

---

---

---

---

---

---

---

---

---

---



Manufactured by



**SUPPORTING LIFE**

**Contact:**

Telephone: +46 (0)771 106 600

Fax: +46 (0)325 128 40

E-mail: [info@careofsweden.se](mailto:info@careofsweden.se)

Internet: [www.careofsweden.se](http://www.careofsweden.se)

**Postal address:**

Care of Sweden AB

Box 146

SE-514 23 Tranemo, Sweden

**Visiting Address:**

Fabriksgatan 5A

514 33 Tranemo

**Delivery address:**

Byns väg 4A

514 33 Tranemo